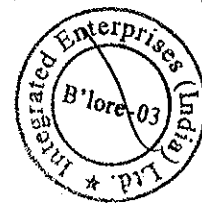


Name of the Company	: CAMSON BIO TECHNOLOGIES LIMITED
Scrip Code	: 690076
Name of the Scrip, Class of Security	: CAMSONBIO, Equity
Quarter ended	: 31ST MARCH 2014

SHAREHOLDING PATTERN IN COMPLIANCE WITH CLAUSE 35 OF THE LISTING AGREEMENT AS ON 31ST MARCH 2014

1(a) Statement showing Shareholding Pattern

Partly paid-up shares :-	No of partly paid-up shares	As a % of total no. of partly paid-up shares	As a % of total no. of shares of the Company
Held by promoter/promoter group	NIL	NA	NA
Held by Public	NIL	NA	NA
Total(D)	0	0	0
Outstanding convertible securities :-	No of outstanding securities	As a % of total no. of outstanding convertible securities	As a % of total no. of shares of the company, assuming full conversion of the convertible securities
Held by promoter/promoter group	NIL	NA	NA
Held by Public	NIL	NA	NA
Total(E)	0	0	0
Warrants :-	No of warrants	As a % of total no. of warrants	As a % of total no. of shares of the Company, assuming full conversion of warrants
Held by promoter/promoter group	700000	14.66	2.33
Held by Public	4074327	85.34	13.58
Total(F)	4774327	100.00	15.91
Total paid-up capital of the company, assuming full conversion of warrants and convertible securities (A+B+C)+(D+E+F)	29,999,840		





Category Code	Category of shareholder	Total Number of shareholders	Total number of shares	Number of shares held in dematerialized form	Total shareholding as a percentage of total number of shares		Shares pledged or otherwise encumbered	
					As a percentage of (A+B) ¹	As a percentage of (A+B+C)	Number of shares	As a percentage
(I)	(II)	(III)	(IV)	(V)	(VI)	(VII)	(VIII)	(IX)=(VIII)/(IV)*100
(A)	Shareholding of Promoter and Promoter Group ^[2]							
(1)	Indian							
(a)	Individuals/ Hindu Undivided Family	2	2063180	2063180	8.18	8.18	-	-
(b)	Central Government/ State Government(s)	-	-	-	-	-	-	-
(c)	Bodies Corporate	1	2790000	990000	11.06	11.06	-	-
(d)	Financial Institutions/ Banks	-	-	-	-	-	-	-
(e)	Any Other (specify)	-	-	-	-	-	-	-
	Any Others (Specify Persons acting in Concert)	4	1,785,420	1,785,420	7.08	7.08	-	-
	Sub-Total (A)(1)	7	6638600	4838600	26.32	26.32	0	0.00
(2)	Foreign							
(a)	Individuals (Non-Resident Individuals/ Foreign Individuals)	-	-	-	-	-	-	-
(b)	Bodies Corporate	-	-	-	-	-	-	-
(c)	Institutions	-	-	-	-	-	-	-
(d)	Qualified Foreign Investor	-	-	-	-	-	-	-
(e)	Any Other (specify)	-	-	-	-	-	-	-
	Sub-Total (A)(2)	0	0	0	0.00	0.00	-	-
	Total Shareholding of Promoter and Promoter Group (A)= (A)(1)+(A)(2)	7	6,638,600	4,838,600	26.32	26.32	-	0.00
(B)	Public shareholding ^[3]							
(1)	Institutions							
(a)	Mutual Funds/ UTI	1	750,000	750,000	2.97	2.97	-	-
(b)	Financial Institutions/ Banks	-	-	-	-	-	-	-
(c)	Central Government/ State Government(s)	-	-	-	-	-	-	-
(d)	Venture Capital Funds	-	-	-	-	-	-	-
(e)	Insurance Companies	-	-	-	-	-	-	-
(f)	Foreign Institutional Investors	5	4,670,398	474,885	18.51	18.51	-	-
(g)	Foreign Venture Capital Investors	-	-	-	-	-	-	-
(h)	Qualified Foreign Investor	-	-	-	-	-	-	-
(i)	Any Other (specify)	-	-	-	-	-	-	-
	Sub-Total (B)(1)	6	5,420,398	1,224,885	21.49	21.49	-	-
(2)	Non-Institutions							
(a)	Bodies Corporate	196	3,930,799	2,634,345	15.58	15.58	-	-
(b)	Individuals -							
	i. Individual shareholders holding nominal share capital up to Rs. 1 lakh.	8,268	3,868,394	3,356,636	15.34	15.34	-	-
	ii. Individual shareholders holding nominal share capital in excess of Rs. 1 lakh.	94	3,969,668	3,969,668	15.74	15.74	-	-
(c)	Qualified Foreign Investor	-	-	-	-	-	-	-
(d)	Any Other (specify)	-	-	-	-	-	-	-
	Trust	1	6000	6000	0.02	0.02	-	-
	NRI	105	1280427	1280427	5.08	5.08	-	-
	Clearing Member	81	111228	111228	0.44	0.44	-	-
	Sub-Total (B)(2)	8,745	13,168,515	11,268,304	52.20	52.20	-	-
	Total Public Shareholding (B)= (B)(1)+(B)(2)	8,751	18,586,913	12,483,189	73.68	73.68	-	-
	TOTAL (A)+(B)	8,758	25,225,513	17,321,789	100.00	100.00	0	0.00
(C)	Shares held by Custodians and against which Depository Receipts have been issued							
1	Promoter and Promoter Group	-	-	-	-	-	-	-
2	Public	-	-	-	-	-	-	-
	Sub-Total (C)	-	-	-	-	-	-	-
	GRAND TOTAL (A)+(B)+(C)	8,758	25,225,513	17,321,789	100.00	100.00	0	0.00

NOT APPLICABLE

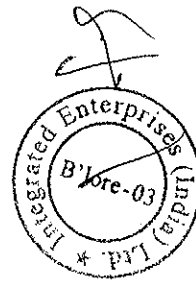
NOT APPLICABLE

Note: The Company has Allotted 1800000 equity Shares of Rs.10/- to M/s SHASTIKA RESORTS & SPA PVT LTD and 1100000 equity Shares of Rs.10/- to Silver Cross Marketing Private Limited on 24.07.2013. Subsequently the Company has made an application for listing to Bangalore Stock Exchange and the same is pending for approval.



(i) (b) Statement showing holding of securities (including shares, warrants, convertible securities) of persons belonging to the category "Promoter and Promoter Group".

Sr. No.	Name of the shareholder	Details of Shares held		Encumbered shares (*)		Details of warrants			Details of convertible securities		Total shares (including underlying shares assuming full conversion of warrants and convertible securities) as a % of diluted share capital
		No. of Shares held	As a % of grand total (A)+(B)+(C)	No.	As a percentage	As a % of total (A)+(B)+(C) of sub-clause (i)(a)	Number of warrants held	As a % total number of warrants of the same class	Number of convertible securities held	As a % total number of convertible securities of the same class	
(i)	(ii)	(iii)	(iv)	(v)	(vi)=[(v)/(iii)]*100	(vii)	(viii)	(ix)	(x)	(xi)	(xii)
1	Dhrendra Kumar	1944680	7.71	0	0.00	0.00	-	-	-	-	-
2	Akhal Narayan Singh	118500	0.47	0	0.00	0.00	-	-	-	-	-
	Persons acting in concert										
1	Alka Singh	32710	0.13	0	0.00	0.00	-	-	-	-	-
2	Geeta Singh	792710	3.14	0	0.00	0.00	-	-	-	-	-
3	Karan Singh	850000	3.37	0	0.00	0.00	-	-	-	-	-
4	Veerendra Kumar Singh	110000	0.44	0	0.00	0.00	-	-	-	-	-
5	Reya Singh	-	0.00	-	0.00	0.00	700,000	14.66	-	-	-
6	M/s Shasthika Health resort & SPA Private Limited	2790000	11.06	0	0.00	0.00	-	-	-	-	-
	Total	6638600	26.32	0	0.00	0.00	700,000	14.66	-	-	-




(1)(c) (i) Statement showing holding of securities (including shares, warrants, convertible securities) of persons belonging to the category "Public" and holding more than 1% of the total number of shares

Sr. No.	Name of the shareholder	Number of shares held	Shares as a percentage of total number of shares (i.e., Grand Total (A)+(B)+(C) Indicated in Statement at para (1)(e) above)	Details of warrants		Details of convertible securities		Total shares (including underlying shares assuming full conversion of warrants and convertible securities) as a % of diluted share capital
				Number of warrants held	As a % total number of warrants of the same class	Number of convertible securities held	% w.e.t total number of convertible securities of the same class	
1	BIO HARVEST PTE. LTD.	4195513	16.63	1,674,327	35.07	-	-	-
2	SILVER CROSS MARKETING PRIVATE LIMITED	1100000	4.36	-	-	-	-	-
3	VINOD MOHAN NAIR	900000	3.57	-	-	-	-	-
4	SBI MAGNUM COMMA FUND	750000	2.97	-	-	-	-	-
5	RAMAKRISHNA PILAKA	540000	2.14	-	-	-	-	-
6	AVLOKAN VINIMAY PRIVATE LIMITED	535826	2.12	-	-	-	-	-
7	SUDHA K	500000	1.98	-	-	-	-	-
8	NICHE FINANCIAL SERVICES PVT LTD	465000	1.84	-	-	-	-	-
9	EMERGING INDIA FOCUS FUNDS	360000	1.43	-	-	-	-	-
10	NICHE FINANCIAL SERVICES PVT LTD	260000	1.03	-	-	-	-	-
11	KARAN MEHTA	-	0.00	1,100,000	23.04	-	-	-
12	KRUTI VYAPAAR PVT LTD	-	0.00	100,000	2.09	-	-	-
13	CHEMEX GOOD PRIVATE LIMITED	-	0.00	600,000	12.57	-	-	-
14	FIRST FINANCE ADVISORY PVT LTD	-	0.00	600,000	12.57	-	-	-
	TOTAL	9606339	38.08	4074327	85.34	-	-	-

(1)(c) (ii) Statement showing holding of securities (including shares, warrants, convertible securities) of persons (together with PAC) belonging to the category "Public" and holding more than 5% of the total number of shares of the company

Sr. No.	Name(s) of the shareholder(s) and the Persons Acting in Concert (PAC) with them	Number of shares	Shares as a percentage of total number of shares (i.e., Grand Total (A)+(B)+(C) Indicated in Statement at para (1)(e) above)	Details of warrants		Details of convertible securities		Total shares (including underlying shares assuming full conversion of warrants and convertible securities) as a % of diluted share capital
				Number of warrants	As a % total number of warrants of the same class	Number of convertible securities held	% w.e.t total number of convertible securities of the same class	
1	BIO HARVEST PTE. LTD.	4195513	16.63	1,674,327	35.07	-	-	-
2	KARAN MEHTA	-	0.00	1,100,000	23.04	-	-	-
3	CHEMEX GOOD PRIVATE LIMITED	-	0.00	600,000	12.57	-	-	-
4	FIRST FINANCE ADVISORY PVT LTD	-	0.00	600,000	12.57	-	-	-
	Total	4,195,513	16.63	3,974,327	83.24	-	-	-



(I)(d) Statement showing details of locked-in shares

Sr. No.	Name of the shareholder	Number of locked-in shares	Locked-in shares as a percentage of total number of shares (i.e., Grand Total (A)+(B)+(C) indicated in Statement at para (I)(a) above)	Promoter / Promoter Group / Public
1	M/s Shashika Health Resort And SPA Pvt Ltd	1800000	7.14	Person Acting in Concert
2	BIO HARVEST PTE. LTD.	4195513	16.63	FII
3	Silver Cross Marketing Pvt Ltd.	1100000	4.36	Public
	TOTAL	7,095,513	23.77	

(II)(a) Statement showing details of Depository Receipts (DRs)

Sr. No.	Type of outstanding DR (ADRs, GDRs, SDRs, etc.)	Number of outstanding DRs	Number of shares underlying outstanding DRs	Shares underlying outstanding DRs as a percentage of total number of shares (i.e., Grand Total (A)+(B)+(C) indicated in Statement at para (I)(a) above)
	NIL	NIL	NIL	NIL

(i)(b) Statement showing Holding of Depository Receipts (DRs), where underlying shares held by 'promoter / promoter group' are in excess of 1% of the total number of shares

Sr. No.	Name of the DR Holder	Type of outstanding DR (ADRs, GDRs, SDRs, etc.)	Number of shares underlying outstanding DRs	Shares underlying outstanding DRs as a percentage of total number of shares (i.e., Grand Total (A)+(B)+(C) indicated in Statement at para (I)(a) above)
	NIL	NIL	NIL	NIL

