


| | |
|--------------------------------------|-----------------------------------|
| Name of the Company | : CAMSON BIO TECHNOLOGIES LIMITED |
| Scrip Code | : 590076 |
| Name of the Scrip, Class of Security | : CAMSONBIO, Equity |
| Quarter ended | : 31ST DECEMBER 2013 |

SHAREHOLDING PATTERN IN COMPLIANCE WITH CLAUSE 35 OF THE LISTING AGREEMENT AS ON 31ST DECEMBER 2013

1(a) Statement showing Shareholding Pattern.

| Partly paid-up shares :- | No of partly paid-up shares | As a % of total no. of partly paid-up shares | As a % of total no. of shares of the Company |
|---|------------------------------|---|--|
| Held by promoter/promoter group | NIL | NA | NA |
| Held by Public | NIL | NA | NA |
| Total(D) | 0 | 0 | 0 |
| Outstanding convertible securities :- | No of outstanding securities | As a % of total no. of outstanding convertible securities | As a % of total no. of shares of the company, assuming full conversion of the convertible securities |
| Held by promoter/promoter group | NIL | NA | NA |
| Held by Public | NIL | NA | NA |
| Total(E) | 0 | 0 | 0 |
| Warrants :- | No of warrants | As a % of total no. of warrants | As a % of total no. of shares of the Company, assuming full conversion of warrants |
| Held by promoter/promoter group | 700000 | 14.66 | 2.33 |
| Held by Public | 4074327 | 85.34 | 13.58 |
| Total(F) | 4774327 | 100.00 | 15.91 |
| Total paid-up capital of the company, assuming full conversion of warrants and convertible securities (A+B+C)+(D+E+F) | 29,999,840 | | |




| Category Code | Category of shareholder | Total Number of shareholders | Total number of shares | Number of shares held in dematerialized form | Total shareholding as a percentage of total number of shares | | Shares pledged or otherwise encumbered | |
|---------------|--|------------------------------|------------------------|--|--|----------------------------|--|-------------------------------------|
| | | | | | As a percentage of (A+B) ¹ | As a percentage of (A+B+C) | Number of shares | As a percentage (IX)=(VII)/(IV)*100 |
| (I) | (II) | (III) | (IV) | (V) | (VI) | (VII) | (VIII) | (IX)=(VII)/(IV)*100 |
| (A) | Shareholding of Promoter and Promoter Group ^[2] | | | | | | | |
| (1) | Indian | | | | | | | |
| (a) | Individuals/ Hindu Undivided Family | 2 | 2063180 | 2063180 | 8.18 | 8.18 | - | - |
| (b) | Central Government/ State Government(s) | - | - | - | - | - | - | - |
| (c) | Bodies Corporate | 1 | 2790000 | 990000 | 11.06 | 11.06 | - | - |
| (d) | Financial Institutions/ Banks | - | - | - | - | - | - | - |
| (e) | Any Other (specify) | - | - | - | - | - | - | - |
| | Any Others(Specify Persons acting in Concert) | 4 | 1,785,420 | 1,785,420 | 7.08 | 7.08 | - | - |
| | Sub-Total (A)(1) | 7 | 6638600 | 4838600 | 26.32 | 26.32 | 0 | 0.00 |
| (2) | Foreign | | | | | | | |
| (a) | Individuals (Non-Resident Individuals/ Foreign Individuals) | - | - | - | - | - | - | - |
| (b) | Bodies Corporate | - | - | - | - | - | - | - |
| (c) | Institutions | - | - | - | - | - | - | - |
| (d) | Qualified Foreign Investor | - | - | - | - | - | - | - |
| (e) | Any Other (specify) | - | - | - | - | - | - | - |
| | Sub-Total (A)(2) | 0 | 0 | 0 | 0.00 | 0.00 | - | - |
| | Total Shareholding of Promoter and Promoter Group (A)= (A)(1)+(A)(2) | 7 | 6,638,600 | 4,838,600 | 26.32 | 26.32 | - | 0.00 |
| (B) | Public shareholding ^[3] | | | | | | | |
| (1) | Institutions | | | | | | | |
| (a) | Mutual Funds/ UTI | 1 | 789,878 | 789,878 | 3.13 | 3.13 | - | - |
| (b) | Financial Institutions/ Banks | - | - | - | - | - | - | - |
| (c) | Central Government/ State Government(s) | - | - | - | - | - | - | - |
| (d) | Venture Capital Funds | - | - | - | - | - | - | - |
| (e) | Insurance Companies | - | - | - | - | - | - | - |
| (f) | Foreign Institutional Investors | 6 | 4,721,598 | 526,085 | 18.72 | 18.72 | - | - |
| (g) | Foreign Venture Capital Investors | - | - | - | - | - | - | - |
| (h) | Qualified Foreign Investor | - | - | - | - | - | - | - |
| (i) | Any Other (specify) | - | - | - | - | - | - | - |
| | Sub-Total (B)(1) | 7 | 5,511,476 | 1,315,963 | 21.85 | 21.85 | - | - |
| (2) | Non-Institutions | | | | | | | |
| (a) | Bodies Corporate | 211 | 4,024,531 | 2,671,291 | 15.95 | 15.95 | - | - |
| (b) | Individuals - | | | | | | | |
| | i. Individual shareholders holding nominal share capital up to Rs. 1 lakh. | 8,210 | 3,833,386 | 3,323,771 | 15.20 | 15.20 | - | - |
| | ii. Individual shareholders holding nominal share capital in excess of Rs. 1 lakh. | 90 | 3,824,877 | 3,824,877 | 15.16 | 15.16 | - | - |
| (c) | Qualified Foreign Investor | - | - | - | - | - | - | - |
| (d) | Any Other (specify) | | | | | | | |
| | Trust | 1 | 6000 | 6000 | 0.02 | 0.02 | - | - |
| | NRI | 105 | 1235070 | 1235070 | 4.90 | 4.90 | - | - |
| | Clearing Member | 75 | 151573 | 151573 | 0.60 | 0.60 | - | - |
| | Sub-Total (B)(2) | 8,692 | 13,075,437 | 11,212,582 | 51.83 | 51.83 | - | - |
| | Total Public Shareholding (B)= (B)(1)+(B)(2) | 8,699 | 18,586,913 | 12,528,545 | 73.68 | 73.68 | - | - |
| | TOTAL (A)+(B) | 8,706 | 25,225,513 | 17,367,145 | 100.00 | 100.00 | 0 | 0.00 |
| (C) | Shares held by Custodians and against which Depository Receipts have been issued | | | | | | | |
| 1 | Promoter and Promoter Group | - | - | - | - | - | - | - |
| 2 | Public | - | - | - | - | - | - | - |
| | Sub-Total (C) | - | - | - | - | - | - | - |
| | GRAND TOTAL (A)+(B)+(C) | 8,706 | 25,225,513 | 17,367,145 | 100.00 | 100.00 | 0 | 0.00 |

NOT APPLICABLE

NOT APPLICABLE

Note: The Company has Allotted 2900000 equity Shares of Rs.10/- on 24.07.2013 in physical mode. Subsequently the Company has made an application for listing to Bangalore Stock Exchange and the same is pending for approval. Erroneously the same was shown in demat mode for the quarter ended 30.09.2013 now rectified.




(i) (b) Statement showing holding of securities (including shares, warrants, convertible securities) of persons belonging to the category "Promoter and Promoter Group"

| Sr. No. | Name of the shareholder | Details of Shares held | | Encumbered shares (*) | | Details of warrants | | Details of convertible securities | | Total shares (including underlying shares assuming full conversion of warrants and convertible securities) as a % of diluted share capital | |
|---------|--|------------------------|-----------------------------------|-----------------------|------------------------------------|--|-------------------------|---|---------------------------------------|--|---|
| | | No. of Shares held | As a % of grand total (A)+(B)+(C) | No. | As a percentage (V)=(VI)/(III)*100 | As a % of total (A)+(B)+(C) of sub-clause (I)(a) | Number of warrants held | As a % total number of warrants of the same class | Number of convertible securities held | | As a % total number of convertible securities of the same class |
| (i) | (ii) | (iii) | (iv) | (v) | (vi) | (vii) | (viii) | (ix) | (x) | (xi) | (xii) |
| 1 | Dhirendra Kumar | 1944880 | 7.71 | 0 | 0.00 | 0.00 | - | - | - | - | - |
| 2 | Akbal Narayan Singh | 118500 | 0.47 | 0 | 0.00 | 0.00 | - | - | - | - | - |
| | Persons acting in concert | | | | | | | | | | |
| 1 | Alka Singh | 32710 | 0.13 | 0 | 0.00 | 0.00 | - | - | - | - | - |
| 2 | Geeta Singh | 792710 | 3.14 | 0 | 0.00 | 0.00 | - | - | - | - | - |
| 3 | Karan Singh | 850000 | 3.37 | 0 | 0.00 | 0.00 | - | - | - | - | - |
| 4 | Veerendra Kumar Singh | 110000 | 0.44 | 0 | 0.00 | 0.00 | - | - | - | - | - |
| 5 | Reeva Singh | - | 0.00 | - | 0.00 | 0.00 | 700,000 | 14.66 | - | - | - |
| 6 | M/s Shashitika Health resort & SPA Private Limited | 2790000 | 11.06 | 0 | 0.00 | 0.00 | - | - | - | - | - |
| | Total | 6638600 | 26.32 | 0 | 0.00 | 0.00 | 700,000 | 14.66 | - | - | - |




(i)(c) (i) Statement showing holding of securities (including shares, warrants, convertible securities) of persons belonging to the category "Public" and holding more than 1% of the total number of shares

| Sr. No. | Name of the shareholder | Number of shares held | Shares as a percentage of total number of shares {i.e., Grand Total (A)+(B)+(C) Indicated in Statement at para (i)(a) above} | Details of warrants | | Details of convertible securities | | Total shares (including underlying shares assuming full conversion of warrants and convertible securities) as a % of diluted share capital |
|---------|--|-----------------------|--|-------------------------|---|---------------------------------------|--|--|
| | | | | Number of warrants held | As a % total number of warrants of the same class | Number of convertible securities held | % w.e.t total number of convertible securities of the same class | |
| 1 | BIO HARVEST PTE. LTD. | 4195513 | 16.63 | 1,674,327 | 35.07 | - | - | - |
| 2 | SILVER CROSS MARKETING PRIVATE LIMITED | 1100000 | 4.36 | - | - | - | - | - |
| 3 | VINOD MOHAN NAIR | 900000 | 3.57 | - | - | - | - | - |
| 4 | CAMSON FARM PRODUCE PRIVATE LIMITED | 1061093 | 4.21 | - | - | - | - | - |
| 5 | SBI MAGNUM COMMA FUND | 789878 | 3.13 | - | - | - | - | - |
| 6 | RAMAKRISHNA PILAKA | 540000 | 2.14 | - | - | - | - | - |
| 7 | SUDHA K | 500000 | 1.98 | - | - | - | - | - |
| 8 | NICHE FINANCIAL SERVICES PVT LTD | 465000 | 1.84 | - | - | - | - | - |
| 9 | EMERGING INDIA FOCUS FUNDS | 396200 | 1.57 | - | - | - | - | - |
| 10 | NICHE FINANCIAL SERVICES PVT LTD | 260000 | 1.03 | - | - | - | - | - |
| 11 | KARAN MEHTA | - | 0.00 | 1,100,000 | 23.04 | - | - | - |
| 12 | KRUTI VYAPAAR PVT LTD | - | 0.00 | 100,000 | 2.09 | - | - | - |
| 13 | CHEMEX GOOD PRIVATE LIMITED | - | 0.00 | 600,000 | 12.57 | - | - | - |
| 14 | FIRST FINANCE ADVISORY PVT LTD | - | 0.00 | 600,000 | 12.57 | - | - | - |
| | TOTAL | 10207684 | 40.47 | 4074327 | 85.34 | - | - | - |



(i)(c) (ii) Statement showing holding of securities (including shares, warrants, convertible securities) of persons (together with PAC) belonging to the category "Public" and holding more than 5% of the total number of shares of the company

| Sl. No. | Name(s) of the shareholder(s) and the Persons Acting in Concert (PAC) with them | Number of shares | Shares as a percentage of total number of shares {i.e., Grand Total (A)+(B)+(C) indicated in Statement at para (i)(a) above} | Details of warrants | | Details of convertible securities | | Total shares (including underlying shares assuming full conversion of warrants and convertible securities) as a % of diluted share capital |
|---------|---|------------------|--|---------------------|---|---------------------------------------|--|--|
| | | | | Number of warrants | As a % total number of warrants of the same class | Number of convertible securities held | % w.e.t total number of convertible securities of the same class | |
| 1 | BIO HARVEST PTE. LTD. | 4195513 | 16.63 | 1,674,327 | 35.07 | - | - | - |
| 2 | KARAN MEHTA | - | 0.00 | 1,100,000 | 23.04 | - | - | - |
| 3 | CHEMEX GOOD PRIVATE LIMITED | - | 0.00 | 600,000 | 12.57 | - | - | - |
| 4 | FIRST FINANCE ADVISORY PVT LTD | - | 0.00 | 600,000 | 12.57 | - | - | - |
| | Total | 4,195,513 | 16.63 | 3,974,327 | 83.24 | - | - | - |



(I)(d) Statement showing details of locked-in shares

| Sr. No. | Name of the shareholder | Number of locked-in shares | Locked-in shares as a percentage of total number of shares (i.e., Grand Total (A)+(B)+(C) indicated in Statement at para (I)(a) above) | Promoter / Promoter Group / Public |
|---------|---|----------------------------|--|------------------------------------|
| 1 | Dhirendra Kumar | 990000 | 3.92 | Promoter |
| 2 | M/s Shashtika Health Resort And SPA Pvt Ltd | 2790000 | 11.06 | Person Acting in Concert |
| 3 | BIO HARVEST PTE. LTD. | 4195513 | 16.63 | FII |
| 4 | Silver Cross Marketing Pvt Ltd. | 1100000 | 4.36 | Public |
| | TOTAL | 9,075,513 | 31.62 | |

(II)(a) Statement showing details of Depository Receipts (DRs)

| Sr. No. | Type of outstanding DR (ADRs, GDRs, SDRs, etc.) | Number of outstanding DRs | Number of shares underlying outstanding DRs | Shares underlying outstanding DRs as a percentage of total number of shares (i.e., Grand Total (A)+(B)+(C) indicated in Statement at para (I)(a) above) |
|---------|---|---------------------------|---|---|
| | NIL | NIL | NIL | NIL |

(II)(b) Statement showing Holding of Depository Receipts (DRs), where underlying shares held by 'promoter / promoter group' are in excess of 1% of the total number of shares

| Sr. No. | Name of the DR Holder | Type of outstanding DR (ADRs, GDRs, SDRs, etc.) | Number of shares underlying outstanding DRs | Shares underlying outstanding DRs as a percentage of total number of shares (i.e., Grand Total (A)+(B)+(C) indicated in Statement at para (I)(a) above) |
|---------|-----------------------|---|---|---|
| | NIL | NIL | NIL | NIL |

