


Name of the Company	: CAMSON BIO TECHNOLOGIES LIMITED
Scrip Code	: 590076
Name of the Scrip, Class of Security	: CAMSONBIO, Equity
Quarter ended	: 30TH SEPTEMBER 2013

SHAREHOLDING PATTERN IN COMPLIANCE WITH CLAUSE 35 OF THE LISTING AGREEMENT AS ON 30TH SEPTEMBER 2013

**1(a) Statement showing Shareholding Pattern**

Partly paid-up shares :-	No of partly paid-up shares	As a % of total no. of partly paid-up shares	As a % of total no. of shares of the Company
Held by promoter/promoter group	NIL	NA	NA
Held by Public	NIL	NA	NA
Total(D)	0	0	0
Outstanding convertible securities :-	No of outstanding securities	As a % of total no. of outstanding convertible securities	As a % of total no. of shares of the company, assuming full conversion of the convertible securities
Held by promoter/promoter group	NIL	NA	NA
Held by Public	NIL	NA	NA
Total(E)	0	0	0
Warrants :-	No of warrants	As a % of total no. of warrants	As a % of total no. of shares of the Company, assuming full conversion of warrants
Held by promoter/promoter group	700000	22.58	2.47
Held by Public	2400000	77.42	8.47
Total(F)	3100000	100.00	10.94
Total paid-up capital of the company, assuming full conversion of warrants and convertible securities (A+B+C)+(D+E+F)	Rs. 28,32,55,130/- divided into 2,83,25,513 equity shares of Rs. 10/- each (including 31,00,000 convertible warrants)		




Category Code	Category of shareholder	Total Number of shareholders	Total number of shares	Number of shares held in dematerialized form	Total shareholding as a percentage of total number of shares		Shares pledged or otherwise encumbered	
					As a percentage of (A+B)1	As a percentage of (A+B+C)	Number of shares	As a percentage
(I)	(II)	(III)	(IV)	(V)	(VI)	(VII)	(VIII)	(IX)=(VIII)/(IV)*100
(A)	Shareholding of Promoter and Promoter Group[2]							
(1)	Indian							
(a)	Individuals/ Hindu Undivided Family	2	2063180	2063180	8.18	8.18	-	-
(b)	Central Government/ State Government(s)	-	-	-	-	-	-	-
(c)	Bodies Corporate	1	2790000	2790000	11.06	11.06	-	-
(d)	Financial Institutions/ Banks	-	-	-	-	-	-	-
(e)	Any Other (specify)	-	-	-	-	-	-	-
	Any Others(Specify Persons acting in Concert)	4	1,785,420	1,785,420	7.08	7.08	-	-
	<b>Sub-Total (A)(1)</b>	<b>7</b>	<b>6638600</b>	<b>6638600</b>	<b>26.32</b>	<b>26.32</b>	<b>0</b>	<b>0.00</b>
(2)	Foreign							
(a)	Individuals (Non-Resident Individuals/ Foreign Individuals)	-	-	-	-	-	-	-
(b)	Bodies Corporate	-	-	-	-	-	-	-
(c)	Institutions	-	-	-	-	-	-	-
	Qualified Foreign Investor	-	-	-	-	-	-	-
(e)	Any Other (specify)	-	-	-	-	-	-	-
	<b>Sub-Total (A)(2)</b>	<b>0</b>	<b>0</b>	<b>0</b>	<b>0.00</b>	<b>0.00</b>	-	-
	<b>Total Shareholding of Promoter and Promoter Group (A)= (A)(1)+(A)(2)</b>	<b>7</b>	<b>6,638,600</b>	<b>6,638,600</b>	<b>26.32</b>	<b>26.32</b>	-	<b>0.00</b>
(B)	Public shareholding[3]							
(1)	Institutions							
(a)	Mutual Funds/ UTI	1	800,000	800,000	3.17	3.17	-	-
(b)	Financial Institutions/ Banks	-	-	-	-	-	-	-
(c)	Central Government/ State Government(s)	-	-	-	-	-	-	-
(d)	Venture Capital Funds	-	-	-	-	-	-	-
(e)	Insurance Companies	-	-	-	-	-	-	-
(f)	Foreign Institutional Investors	5	4,710,598	515,085	18.67	18.67	-	-
(g)	Foreign Venture Capital Investors	-	-	-	-	-	-	-
(h)	Qualified Foreign Investor	-	-	-	-	-	-	-
(i)	Any Other (specify)	-	-	-	-	-	-	-
	<b>Sub-Total (B)(1)</b>	<b>6</b>	<b>5,510,598</b>	<b>1,315,085</b>	<b>21.85</b>	<b>21.85</b>	-	-
(2)	Non-Institutions							
(a)	Bodies Corporate	209	4,092,107	2,738,867	16.22	16.22	-	-
(b)	Individuals -							
	i. Individual shareholders holding nominal share capital up to Rs. 1 lakh.	8,540	4,047,545	3,523,030	16.05	16.05	-	-
	ii. Individual shareholders holding nominal share capital in excess of Rs. 1 lakh.	83	3,531,362	3,531,362	14.00	14.00	-	-
(c)	Qualified Foreign Investor	-	-	-	-	-	-	-
(d)	Any Other (specify)	-	-	-	-	-	-	-
	Trust	1	6000	6000	0.02	0.02	-	-
	NRI	112	1281206	1281206	5.08	5.08	-	-
	Clearing Member	60	118095	118095	0.47	0.47	-	-
	<b>Sub-Total (B)(2)</b>	<b>9,005</b>	<b>13,076,315</b>	<b>11,198,560</b>	<b>51.84</b>	<b>51.84</b>	-	-
	<b>Total Public Shareholding (B)= (B)(1)+(B)(2)</b>	<b>9,011</b>	<b>18,586,913</b>	<b>12,513,645</b>	<b>73.68</b>	<b>73.68</b>	-	-
	<b>TOTAL (A)+(B)</b>	<b>9,018</b>	<b>25,225,513</b>	<b>19,152,245</b>	<b>100.00</b>	<b>100.00</b>	<b>0</b>	<b>0.00</b>
(C)	Shares held by Custodians and against which Depository Receipts have been Issued							
1	Promoter and Promoter Group	-	-	-	-	-	-	-
2	Public	-	-	-	-	-	-	-
	<b>Sub-Total (C)</b>	<b>-</b>	<b>-</b>	<b>-</b>	<b>-</b>	<b>-</b>	<b>-</b>	<b>-</b>
	<b>GRAND TOTAL (A)+(B)+(C)</b>	<b>9,018</b>	<b>25,225,513</b>	<b>19,152,245</b>	<b>100.00</b>	<b>100.00</b>	<b>0</b>	<b>0.00</b>

NOT APPLICABLE


NOT APPLICABLE

Note: The Company has Allotted 18,00,000 Equity Shares of INR 10 each to M/s SHASTIKA RESORTS & SPA PVT LTD and 11,00,000 equity Shares of Rs.10/- to Silver Cross Marketing Private Limited on 24.07.2013. Subsequently, the Company has made an application for listing to Bangalore Stock Exchange and the same is pending for approval.



(i) (b) Statement showing holding of securities (including shares, warrants, convertible securities) of persons belonging to the category "Promoter and Promoter Group"

Sr. No.	Name of the shareholder	Details of Shares held			Encumbered shares (*)			Details of warrants			Details of convertible securities			Total shares (including underlying shares assuming full conversion of warrants and convertible securities) as a % of diluted share capital
		No. of Shares held	As a % of grand total (A)+(B)+(C)	No.	As a percentage	As a % of grand total (A)+(B)+(C) of sub-clause (i)(e)	Number of warrants held	As a % total number of warrants of the same class	Number of convertible securities held	As a % total number of convertible securities of the same class				
(i)	(ii)	(iii)	(iv)	(v)	(vi)=[(v)/(iii)]*100	(vii)	(viii)	(ix)	(x)	(xi)	(xii)			
1	Dhirendra Kumar	1944680	7.71	0	0.00	0.00	-	-	-	-	6.87			
2	Akbal Narayan Singh	118500	0.47	0	0.00	0.00	-	-	-	-	0.42			
	Persons acting in concert		0.00											
1	Alka Singh	32710	0.13	0	0.00	0.00	-	-	-	-	0.12			
2	Geeta Singh	792710	3.14	0	0.00	0.00	-	-	-	-	2.80			
3	Karan Singh	850000	3.37	0	0.00	0.00	-	-	-	-	3.00			
4	Veerendra Kumar Singh	110000	0.44	0	0.00	0.00	-	-	-	-	0.39			
5	Reeya Singh	-	0.00	-	0.00	0.00	700,000	22.58	-	-	2.47			
6	M/s Shashitika Health resort & SPA Private Limited*	2790000	11.08	0	0.00	0.00	-	-	-	-	9.85			
	Total	6638600	26.32	0	0.00	0.00	700000	22.58	-	-	25.91			




(1)(c) (i) Statement showing holding of securities (including shares, warrants, convertible securities) of persons belonging to the category "Public" and holding more than 1% of the total number of shares

Sr. No.	Name of the shareholder	Number of shares held	Shares as a percentage of total number of shares {i.e., Grand Total (A)+(B)+(C) Indicated in Statement at para (1)(a) above}		Details of warrants		Details of convertible securities		Total shares (including underlying shares assuming full conversion of warrants and convertible securities) as a % of diluted share capital
			Number of warrants held	As a % total number of warrants of the same class	Number of convertible securities held	% w.e.t total number of convertible securities of the same class			
1	BIO HARVEST PTE. LTD.	4195513	-	16.63	-	-	-	-	14.81
2	VINOD MOHAN NAIR	900000	-	3.57	-	-	-	-	3.18
3	CAMSON FARM PRODUCE PRIVATE LIMITED	1061093	-	4.21	-	-	-	-	3.75
4	SBI MAGNUM COMMA FUND	800000	-	3.17	-	-	-	-	2.82
5	RAMAKRISHNA PILAKA	540000	-	2.14	-	-	-	-	1.91
6	SUDHA K	500000	-	1.98	-	-	-	-	1.77
7	NICHE FINANCIAL SERVICES PVT LTD	725000	-	2.87	-	-	-	-	2.56
8	EMERGING INDIA FOCUS FUNDS	400200	-	1.59	-	-	-	-	1.41
9	KARAN MEHTA	-	1,100,000	0.00	35.48	-	-	-	3.88
10	KRUTI VYAPAAR PVT LTD	-	100,000	0.00	3.23	-	-	-	0.35
11	CHEMEX GOOD PRIVATE LIMITED	-	600,000	0.00	19.35	-	-	-	2.12
12	FIRST FINANCE ADVISORY PVT LTD	-	600,000	0.00	19.35	-	-	-	2.12
13	SILVER CROSS MARKETING	1100000	-	4.36	0.00	-	-	-	3.88
	<b>TOTAL</b>	<b>9121806</b>	<b>2400000</b>	<b>36.16</b>	<b>77.42</b>	<b>-</b>	<b>-</b>	<b>-</b>	<b>44.56</b>

(1)(c) (ii) Statement showing holding of securities (including shares, warrants, convertible securities) of persons (together with PAC) belonging to the category "Public" and holding more than 5% of the total number of shares of the company

Sr. No.	Name(s) of the shareholder(s) and the Persons Acting in Concert (PAC) with them	Number of shares	Shares as a percentage of total number of shares {i.e., Grand Total (A)+(B)+(C) Indicated in Statement at para (1)(a) above}		Details of warrants		Details of convertible securities		Total shares (including underlying shares assuming full conversion of warrants and convertible securities) as a % of diluted share capital
			Number of warrants	As a % total number of warrants of the same class	Number of convertible securities held	% w.e.t total number of convertible securities of the same class			
1	BIO HARVEST PTE. LTD.	4195513	-	16.63	-	-	-	-	14.81
2	KARAN MEHTA	-	1,100,000	0.00	35.48	-	-	-	3.88
3	CHEMEX GOOD PRIVATE LIMITED	-	600,000	0.00	19.35	-	-	-	2.12
4	FIRST FINANCE ADVISORY PVT LTD	-	600,000	0.00	19.35	-	-	-	2.12
	<b>Total</b>	<b>4,195,513</b>	<b>2,300,000</b>	<b>16.63</b>	<b>74.19</b>	<b>-</b>	<b>-</b>	<b>-</b>	<b>22.93</b>



(I)(d) Statement showing details of locked-in shares

Sr. No.	Name of the shareholder	Number of locked-in shares	Locked-in shares as a percentage of total number of shares (i.e., Grand Total (A)+(B)+(C) indicated in Statement at para (I)(a) above)	Promoter / Promoter Group / Public
1	Dhirendra Kumar	990000	3.92	Promoter
2	M/s Shashtika Health Resort And SPA Pvt Ltd	2790000	11.06	Person Acting in Concert
3	Bio Harvest Pte Ltd.	4195513	16.63	FII
4	Silver Cross Marketing Pvt Ltd.	1100000	4.36	Public
	<b>TOTAL</b>	<b>7,975,513</b>	<b>35.98</b>	

(II)(a) Statement showing details of Depository Receipts (DRs)

Sr. No.	Type of outstanding DR (ADRs, GDRs, SDRs, etc.)	Number of outstanding DRs	Number of shares underlying outstanding DRs	Shares underlying outstanding DRs as a percentage of total number of shares (i.e., Grand Total (A)+(B)+(C) indicated in Statement at para (I)(a) above)
	NIL	NIL	NIL	NIL

(II)(b) Statement showing Holding of Depository Receipts (DRs), where underlying shares held by 'promoter / promoter group' are in excess of 1% of the total number of shares

Sr. No.	Name of the DR Holder	Type of outstanding DR (ADRs, GDRs, SDRs, etc.)	Number of shares underlying outstanding DRs	Shares underlying outstanding DRs as a percentage of total number of shares (i.e., Grand Total (A)+(B)+(C) indicated in Statement at para (I)(a) above)
	NIL	NIL	NIL	NIL

